

LITTELL . . .


THE LARGEST SELECTION OF SHEETING LINES TO MEET YOUR PRODUCTION REQUIREMENTS

Accuracy - Guaranteed feed tolerance
+/- 0.18mm throughout speed range
(sheet to sheet repeatability of +/- 0.15 mm)


Speed - 50 to 250 Sheets Per Minute
60 to 225 Meters Per Minute

Flexibility - Optional Features on all
Scroll Sheeting Lines


Reliability - The Best Up-Time Average
in the Industry



LM-1E Line
18,000 Tons



LM-2E Line
25,000 Tons



BR-4E Line
40,000 Tons



BR-5E Line
60,000 Tons

“IT'S WHAT WE DO”

